


Little Wandle - Letters and Sounds

Reception Phonics Home Learning



Phase 2 - Autumn 2 Week 1
Focus - Phonemes ff / ll / ss / j

Please support your child to practise and reinforce the phonemes and graphemes we are learning in school. More information and support can be found on the Little Wandle website - <https://www.littlewandlelettersandsounds.org.uk/resources/for-parents/>

Phonemes we will be focusing on this week in school -



Pronunciation Phrase - ff

Open your lips a little; put your teeth on your bottom lip and push the air out to make the sound **ffff ffff**

Digraph (ff) -
two letters, one sound



Pronunciation Phrase - ll

Open your mouth a little; put your tongue up to the top of your mouth, behind your teeth, and press **llll llll**

Digraph (ll) -
two letters, one sound



Pronunciation Phrase - ss

Show your teeth and let the s hiss out **sssss ssssss**

Digraph (ss) -
two letters, one sound



Pronunciation Phrase - j

Pucker your lips and show your teeth use your tongue as you say **j j j**

We will be reading and writing words. Can you spot segment and blend these words and spot this week's phonemes?

huff

off

bell

till

mess

hiss

jug

jet

We will be reading sentences. Can you spot any tricky words? Can you segment and blend the words and look out for this week's phonemes?

A bell in a bed.

The jam is red.

I can huff and puff.

It is a mess!

We will be practising tricky words. Can you spot the tricky part of the word?

is

the

I

as

Little Wandle - Letters and Sounds

Reception Phonics Home Learning



Phase 2 - Autumn 2 Week 2
Focus - Phonemes v / w / x / y

Please support your child to practise and reinforce the phonemes and graphemes we are learning in school. More information and support can be found on the Little Wandle website - <https://www.littlewandlelettersandsounds.org.uk/resources/for-parents/>

Phonemes we will be focusing on this week in school -



Pronunciation Phrase - v

Put your teeth against your bottom lip and make a buzzing sound vvvv



Pronunciation Phrase - w

Pucker your lips and keep them small as you say w w w



Pronunciation Phrase - x

Mouth open, then push the cs/x sound through as you close your mouth cs cs cs (x x x)



Pronunciation Phrase - y

Smile, tongue to the top of your mouth; say y y without opening your mouth y y y

We will be reading and writing words. *Can you spot segment and blend these words and spot this week's phonemes?*

van

vet

wet

wig

fox

six

yes

yum

We will be reading sentences. *Can you spot any tricky words? Can you segment and blend the words and look out for this week's phonemes?*

A fox is red.

I had a big wig.

The sock is in the van.

It is wet.

We will be practising tricky words. *Can you spot the tricky part of the word?*

and

the


has

her

his

Little Wandle - Letters and Sounds

Reception Phonics Home Learning



Phase 2 - Autumn 2 Week 3

Focus - Phonemes z / zz / qu / ch

Words with s /s/ added at the end (hats / sits)

Please support your child to practise and reinforce the phonemes and graphemes we are learning in school. More information and support can be found on the Little Wandle website - <https://www.littlewandlelettersandsounds.org.uk/resources/for-parents/>

Phonemes we will be focusing on this week in school -



Pronunciation Phrase - z

Show me your teeth and buzz the z sound **zzzzz**



Pronunciation Phrase - qu

Pucker your mouth, then open it as you say **qu qu qu**



Pronunciation Phrase - ch

Pucker your lips and show your teeth; use your tongue as you say **ch ch ch**

We will be reading and writing words. Can you spot segment and blend these words and spot this week's phonemes?

zip

zap

buzz

fizz

quick

quit

chips

rich

We will be reading sentences. Can you spot any tricky words? Can you segment and blend the words and look out for this week's phonemes?

The bell can buzz.

I zip up her top.

The duck can quack.

I chop the big chips.

We will be practising tricky words. Can you spot the tricky part of the word?

go

no

to

into

his

Little Wandle - Letters and Sounds

Reception Phonics Home Learning



Phase 2 - Autumn 2 Week 4
Focus - Phonemes sh / th / ng / nk

Please support your child to practise and reinforce the phonemes and graphemes we are learning in school. More information and support can be found on the Little Wandle website - <https://www.littlewandlelettersandsounds.org.uk/resources/for-parents/>

Phonemes we will be focusing on this week in school -



Pronunciation Phrase - sh

Show me your teeth and push the air out
shshshshsh



Pronunciation Phrase - th

Voiced: Tongue on your teeth, teeth almost closed to make a 'buzzing' th

Unvoiced: Tongue on your teeth and push the air out th



Pronunciation Phrase - ng

Open your mouth a bit and then use your tongue at the back of your mouth to say ng ng ng



Pronunciation Phrase - nk

Open your mouth a bit and then use your tongue at the back of your mouth to say ngk ngk ngk

We will be reading and writing words. *Can you spot segment and blend these words and spot this week's phonemes?*

shell

dish

this

moth

ring

thing

pink

sink

We will be reading sentences. *Can you spot any tricky words? Can you segment and blend the words and look out for this week's phonemes?*

I go to the shell shop.

Can a moth quack?

The big bell can ring.

Her top has pink and red dots.

We will be practising tricky words. *Can you spot the tricky part of the word?*

she

he


of

go

no

Little Wandle - Letters and Sounds

Reception Phonics Home Learning



Phase 2 - Autumn 2 Week 5

Focus - Words with s /s/ added at the ends e.g. hats / sits

Words ending s /z/ (his) and with s /z/ added at the end (bags)

Please support your child to practise and reinforce the phonemes and graphemes we are learning in school. More information and support can be found on the Little Wandle website - <https://www.littlewandlelettersandsounds.org.uk/resources/for-parents/>

Phonemes we will be focusing on this week in school -



We will be reading and writing words. Can you spot segment and blend these words and spot this week's phonemes?

zips

ships

chips

rings

pins

dogs

sings

ducks

We will be reading sentences. Can you spot any tricky words? Can you segment and blend the words and look out for this week's phonemes?

He has pink shells.

His cats get on the bed to nap.

She has six ducks.

His chick has pink wings.

We will be practising tricky words. Can you spot the tricky part of the word?

we

me

be

she

the