

Little Wandle - Letters and Sounds

Reception Phonics Home Learning



Phase 2 - Autumn 1 Week 1
Focus - Phonemes s / a / t / i

Please support your child to practise and reinforce the phonemes and graphemes we are learning in school. More information and support can be found on the Little Wandle website - <https://www.littlewandlelettersandsounds.org.uk/resources/for-parents/>

Phonemes we will be focusing on this week in school -



Pronunciation Phrase - s

Show your teeth and let
the s hiss out **sssss**



Pronunciation Phrase - a

Open your mouth wide
and make the **a** sound at
the back of your mouth **a a**



Pronunciation Phrase - t

Open your lips; put the tip
of your tongue behind
your teeth and press **t t t**



Pronunciation Phrase - p

Bring your lips together,
push them open and say **p p**

We will be orally blending words. Can you hear the phonemes in these words? Can you listen and then repeat the word?

s - a - t

t - a - p


s - a - p

p - a - t

a - t

Little Wandle - Letters and Sounds

Reception Phonics Home Learning



Phase 2 - Autumn 1 Week 2
Focus - Phonemes i / n / m / d

Please support your child to practise and reinforce the phonemes and graphemes we are learning in school. More information and support can be found on the Little Wandle website - <https://www.littlewandlelettersandsounds.org.uk/resources/for-parents/>

Phonemes we will be focusing on this week in school -



Pronunciation Phrase - i

Pull your lips back and make the i sound at the back of your mouth i i i



Pronunciation Phrase - n

Open your lips a bit, put your tongue behind your teeth and make the nnnnn sound nnnnn



Pronunciation Phrase - m

Put your lips together and make the mmmmm sound mmmmm



Pronunciation Phrase - d

Put your tongue to the top and front of your mouth and make a quick d d d

We will be orally blending words. Can you hear the phonemes in these words? Can you listen and then repeat the word?

p - i - t

m - a - t

d - i - p

d - a - d

s - a - d

n - a - p


m - a - p

m - a - n

p - a - n

Little Wandle - Letters and Sounds

Reception Phonics Home Learning



Phase 2 - Autumn 1 Week 3
Focus - Phonemes g / o / c / k

Please support your child to practise and reinforce the phonemes and graphemes we are learning in school. More information and support can be found on the Little Wandle website - <https://www.littlewandlelettersandsounds.org.uk/resources/for-parents/>

Phonemes we will be focusing on this week in school -



Pronunciation Phrase - g

Give me a big smile that shows your teeth. Press the middle of your tongue to the top and back of your mouth; push your tongue down and forward to make the sound **g g g**



Pronunciation Phrase - o

Make your mouth into a round shape and say **o o o**



Pronunciation Phrase - c

Open your mouth into a little smile; make your tongue flat and move it up towards the top of your mouth to say **c c c**



Pronunciation Phrase - k

Open your mouth into a little smile; make your tongue flat and move it up towards the top of your mouth to say **k k k**

We will be orally blending words. Can you hear the phonemes in these words? Can you listen and then repeat the word?

d - o - g

c - a - t

n - o - d

k - i - d

t - o - p


d - i - g

We will be practising tricky words. Can you spot the tricky part of the word?

is

Little Wandle - Letters and Sounds

Reception Phonics Home Learning



Phase 2 - Autumn 1 Week 4
Focus - Phonemes ck / e / u / r

Please support your child to practise and reinforce the phonemes and graphemes we are learning in school. More information and support can be found on the Little Wandle website - <https://www.littlewandlelettersandsounds.org.uk/resources/for-parents/>

Phonemes we will be focusing on this week in school -



Pronunciation Phrase - ck

Open your mouth into a little smile; make your tongue flat and move it up towards the top of your mouth to say c c c

Digraph (ck) -
two letters, one sound



Pronunciation Phrase - e

Open your mouth wide and say e e e



Pronunciation Phrase - u

Open your mouth wide and say u u u



Pronunciation Phrase - r

Show me your teeth to make a rrrrr sound rrrrr

We will be orally blending words. Can you hear the phonemes in these words? Can you listen and then repeat the word?

s - o - ck

p - a - ck

p - e - t

m - u - d

r - e - d

d - u - ck

We will be practising tricky words. Can you spot the tricky part of the word?

l

is

Little Wandle - Letters and Sounds

Reception Phonics Home Learning



Phase 2 - Autumn 1 Week 5
Focus - Phonemes h / b / f / l

Please support your child to practise and reinforce the phonemes and graphemes we are learning in school. More information and support can be found on the Little Wandle website - <https://www.littlewandlelettersandsounds.org.uk/resources/for-parents/>

Phonemes we will be focusing on this week in school -



Pronunciation Phrase - h

Open your mouth and breathe out sharply h h h



Pronunciation Phrase - b

Put your lips together and say b as you open them b b



Pronunciation Phrase - f

Open your lips a little; put your teeth on your bottom lip and push the air out to make the sound ffff ffff



Pronunciation Phrase - l

Open your mouth a little; put your tongue up to the top of your mouth, behind your teeth, and press llll llll

We will be orally blending words. Can you hear the phonemes in these words? Can you listen and then repeat the word?

h - u - g

b - e - d

f - i - t

l - u - ck

l - o - g

h - a - t

We will be practising tricky words. Can you spot the tricky part of the word?

is

the

l